

JSS COLLEGE FOR WOMEN

(An Autonomous College of University of Mysore)

Saraswathipuram, Mysuru-570009, Karnataka

Feedback Analysis – Employers 2021-22

Analysis and interpretation of data

The data on feedback of employers for the year 2021-22 in different Likert scales by assigning numbers 1- Excellent, 2-Very Good, 3-Good and 4-Average is presented below. The samples size was 11. The data was subjected to statistical analysis using Excel.

List of Questions

Kindly select (✓) the appropriate option

Question Numbers	Questions	Excellent	Very Good	Good	Average
T1Q1	How do you rate the sufficiency of the courses related to industry/firm/company that are included in the program?				
T1Q2	How do you rate the competencies/outcomes in relation to the course content?				
T1Q3	How do you rate the offering of the electives promoting the advancements of the subject?				

Rate the role of the curriculum studied in enhancing

Question Numbers	Questions	Excellent	Very Good	Good	Average
T2Q1	Innovativeness and creativity				
T2Q2	Involvement in social activities				
T2Q3	The ability to solve workplace problems				
T2Q4	The willingness to learn new techniques and adopt new ideas				

The curriculum has helped to attain

A – Highly Efficient; b – Efficient C – Satisfactory; D - Below Satisfaction

Question Numbers	Questions	A	B	C	D
T3Q1	Technical knowledge and skill ability				
T3Q2	Planning and organization skills				
T3Q3	Communication skills and soft skills				
T3Q4	Innovativeness, creativity				
T3Q5	Willingness to learn new techniques, adopt new ideas, solve workplace problems, etc.,				
T3Q6	Leadership, team spirit, social activities				

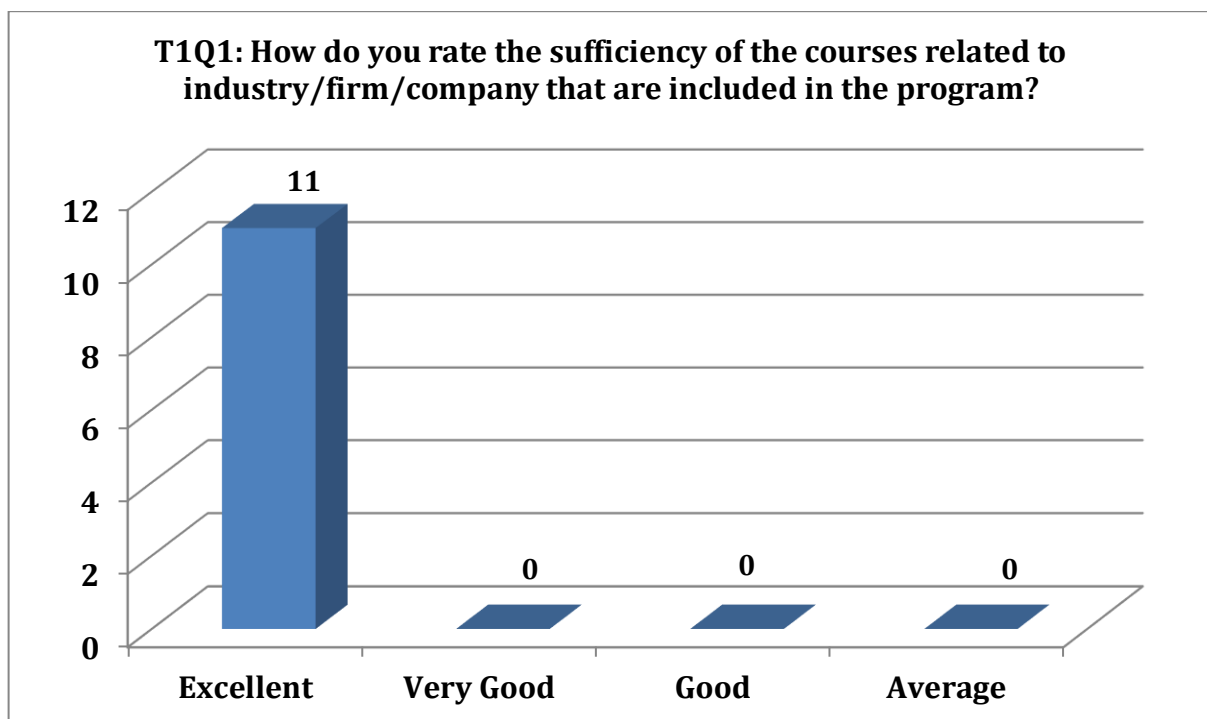


Chart 1.1: Chart showing the employer response for question T1Q1.

The above chart shows that all the employers rate that the sufficiency of the courses is excellent (100%).

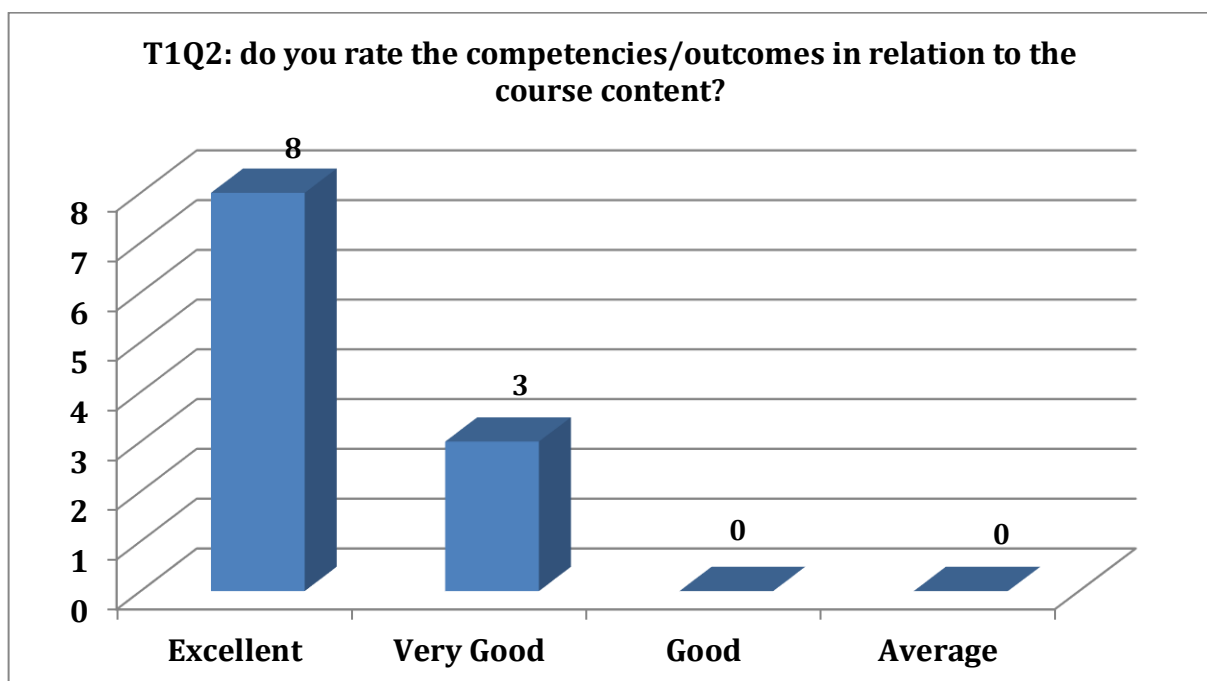


Chart 1.2: Chart showing the employer response for question T1Q2.

The above chart shows that all the employers rate that the competencies in relation to the course content is excellent & very good.

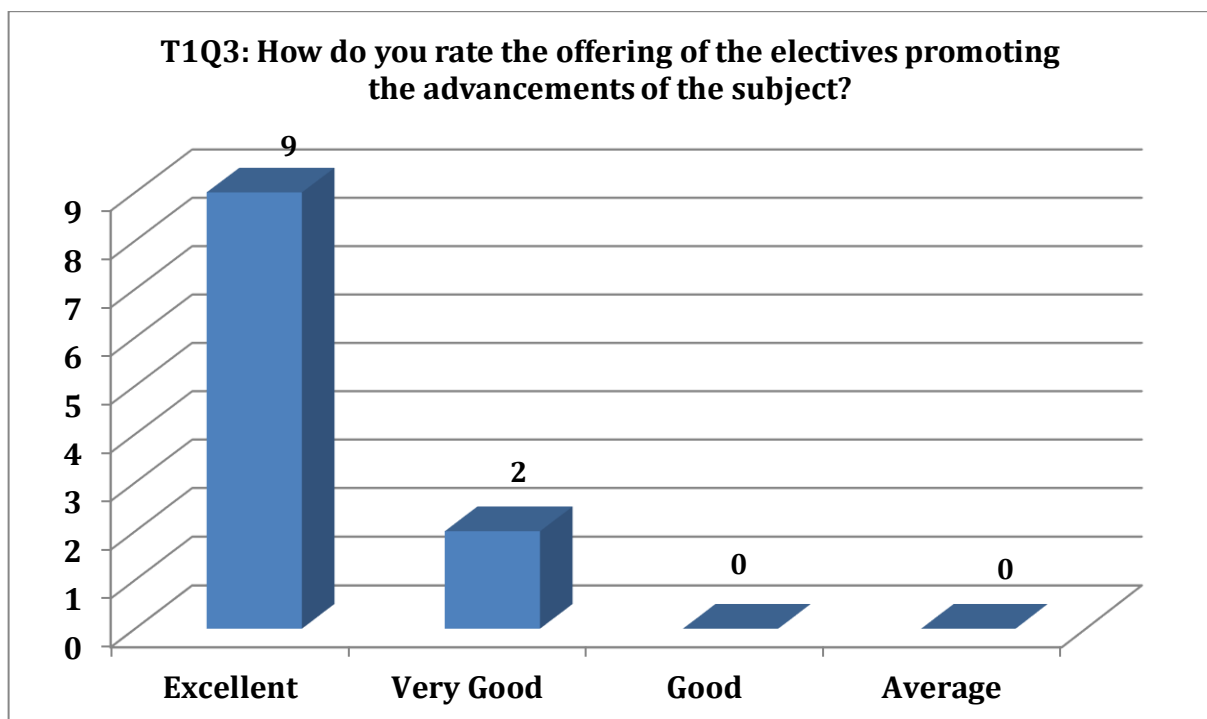


Chart 1.3: Chart showing the employer response for question T1Q3.

The above chart shows that all the employers rate the offering of the electives as excellent and very good in promoting the advancement of the subject.

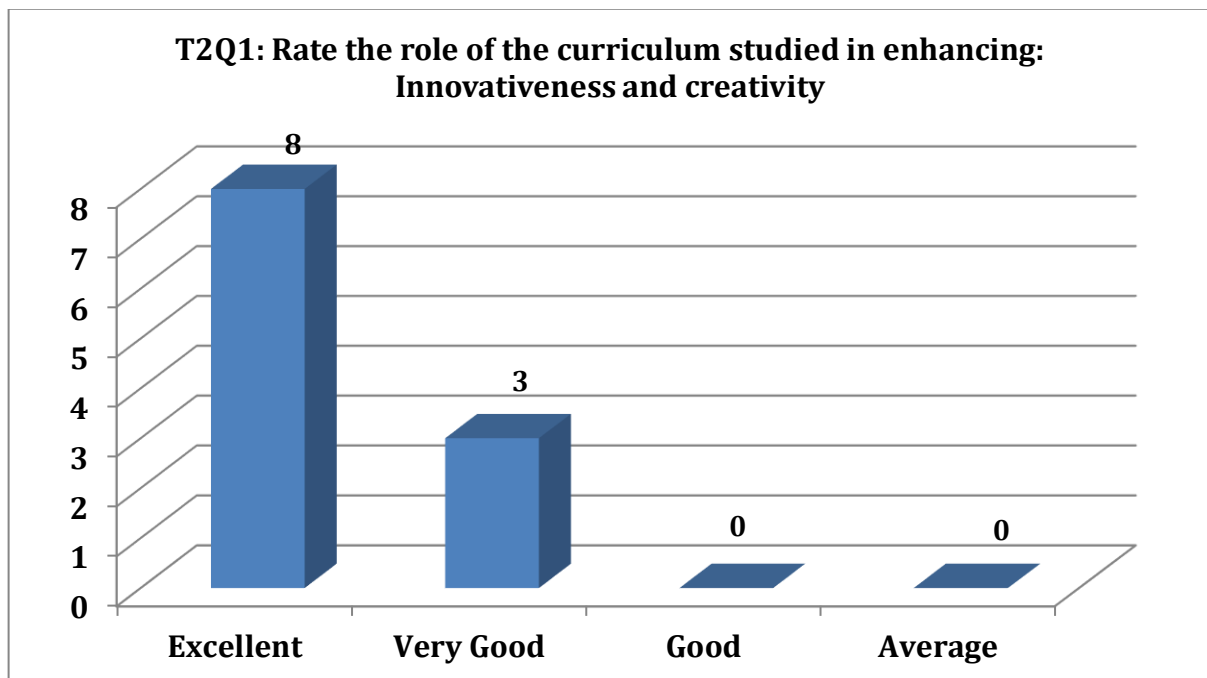


Chart 1.4: Chart showing the employer response for question T2Q1.

The above chart shows that all the employers rate that the curriculum studied is excellent and very good in enhancing innovativeness and creativity among students.

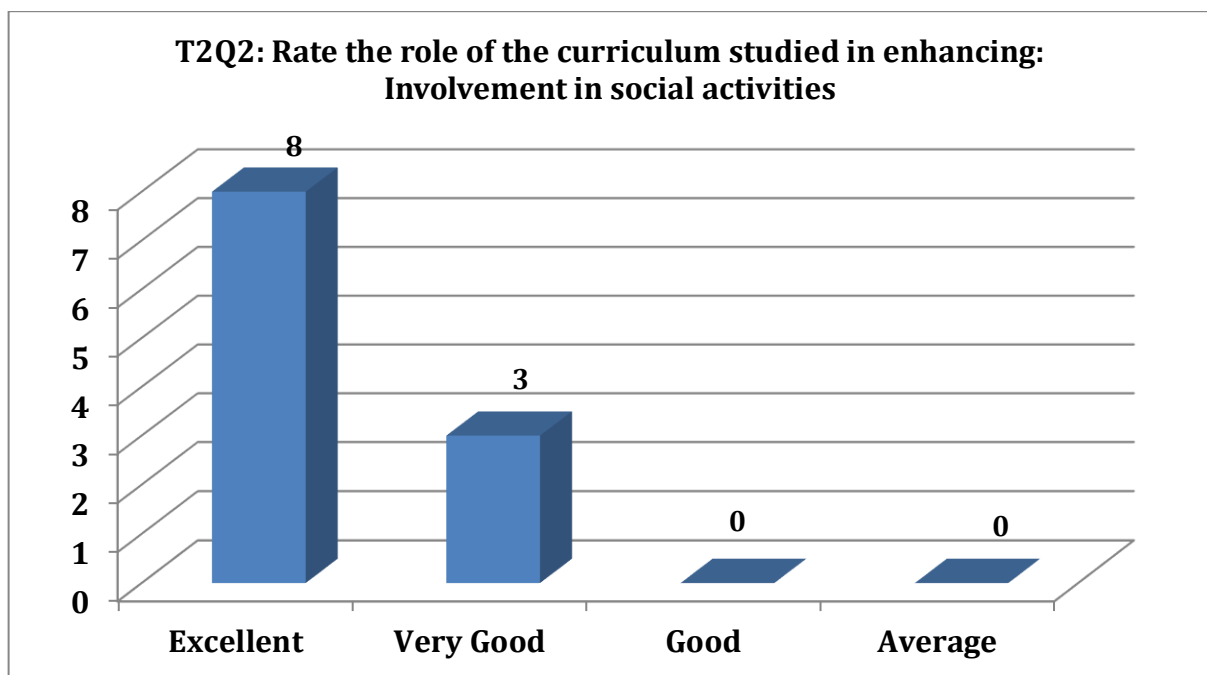


Chart 1.5: Chart showing the employer response for question T2Q2.

The above chart shows that all the employers rate that the curriculum studied is excellent and very good in enhancing involvement in social activities.

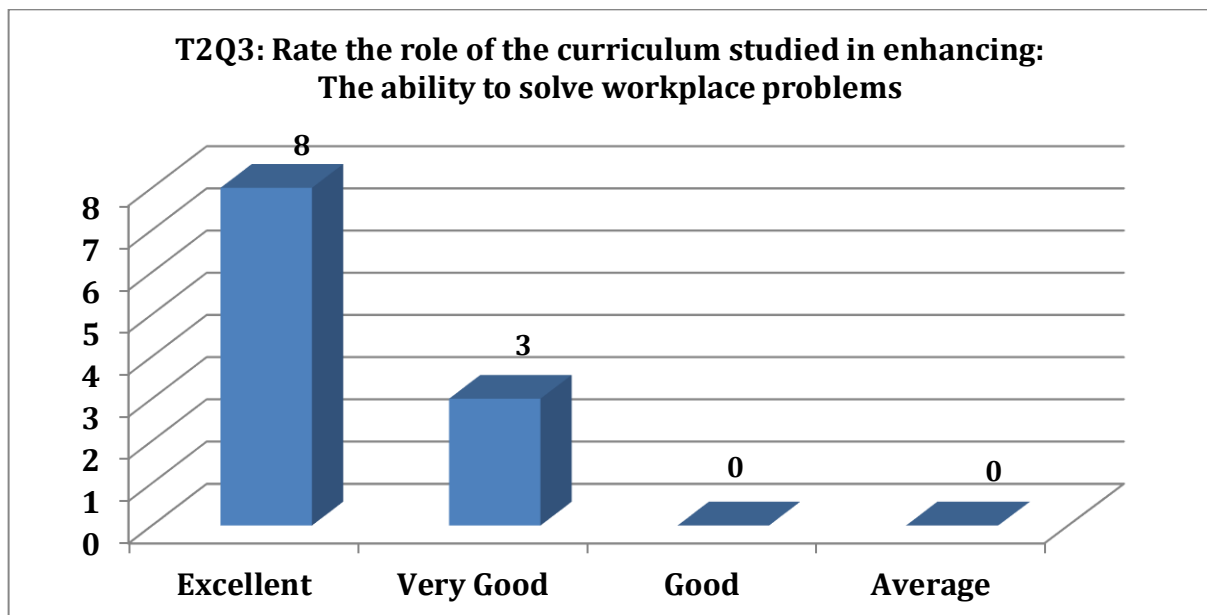


Chart 1.6: Chart showing the employer response for question T2Q3.

The above chart shows that all the employers rate that the curriculum studied is excellent and very good in enhancing the ability to solve workplace problems.

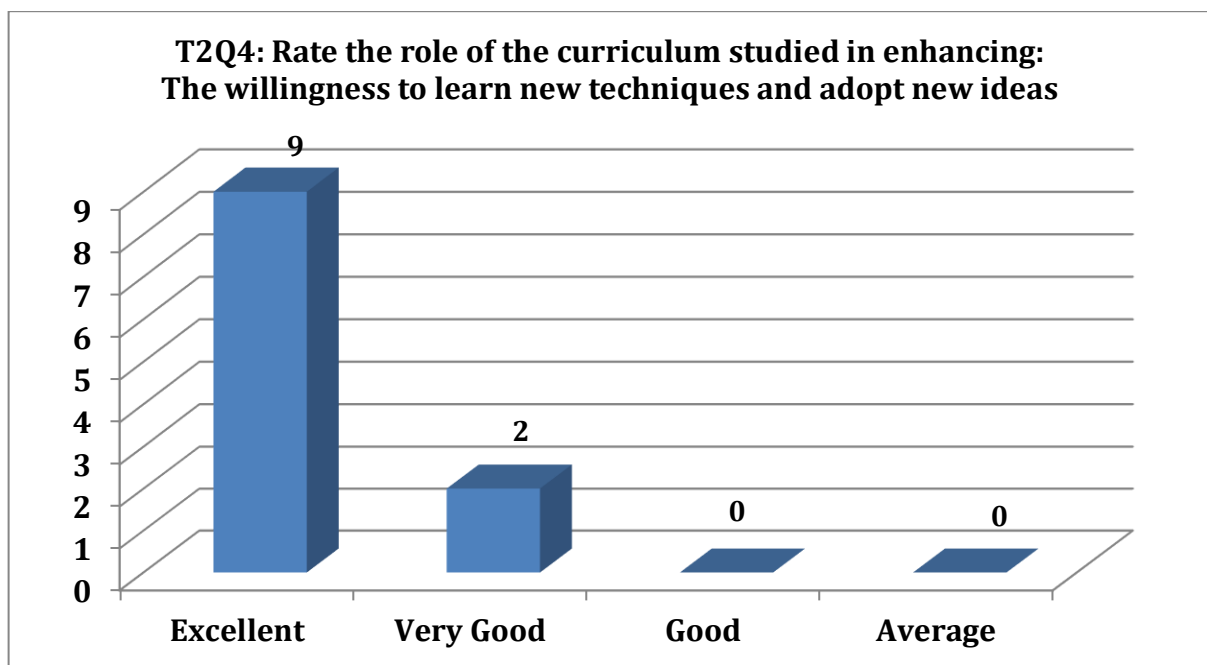


Chart 1.7: Chart showing the employer response for question T2Q4.

The above chart shows that all the employers rate that the curriculum studied is excellent and very good in enhancing the willingness of students in learning new techniques and to adopt new ideas.

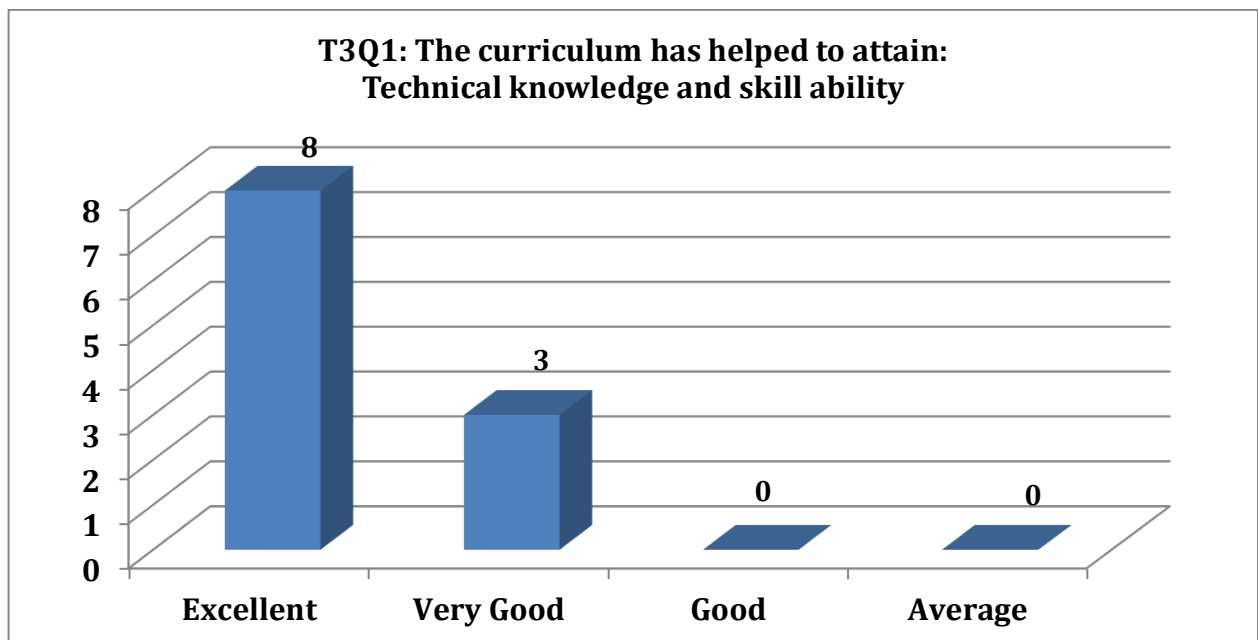


Chart 1.8: Chart showing the employer response for question T3Q1.

The above chart shows that all the employers rate that the curriculum studied is excellent and very good to attain technical knowledge and skill ability.

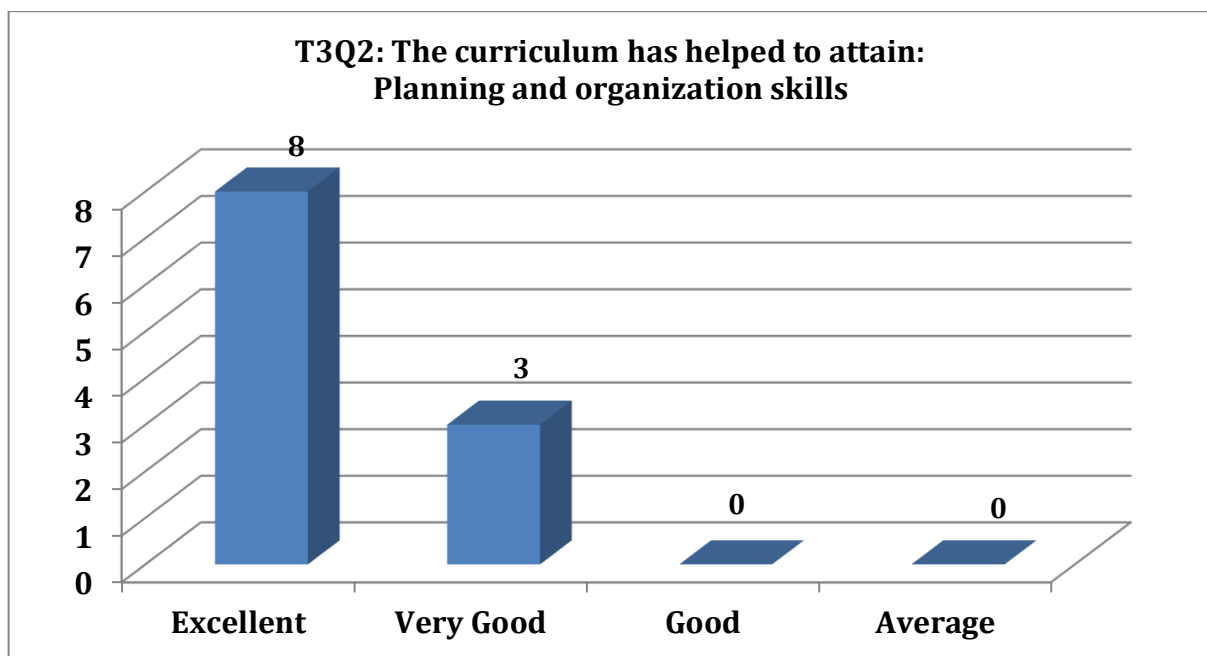


Chart 1.9: Chart showing the employer response for question T3Q2.

The above chart shows that all the employers rate that the curriculum studied is excellent and very good to attain planning and organization skills.

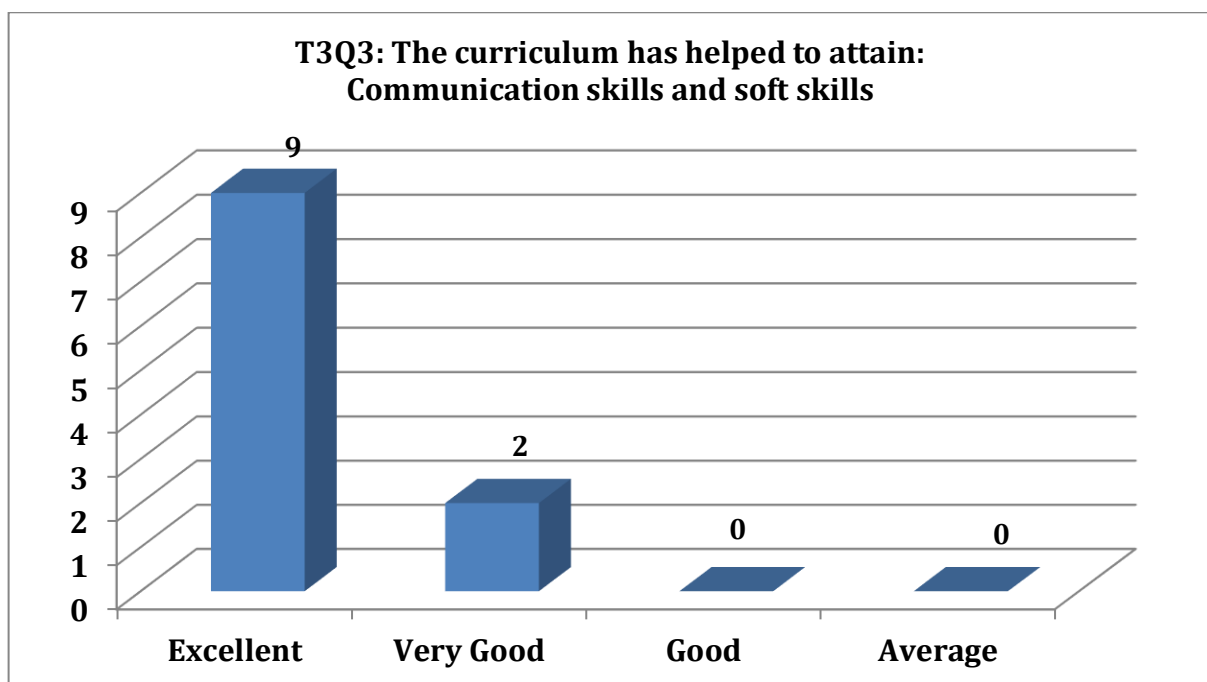


Chart 1.10: Chart showing the employer response for question T3Q3.

The above chart shows that all the employers rate that the curriculum studied is excellent and very good to attain communication skills and soft skills.

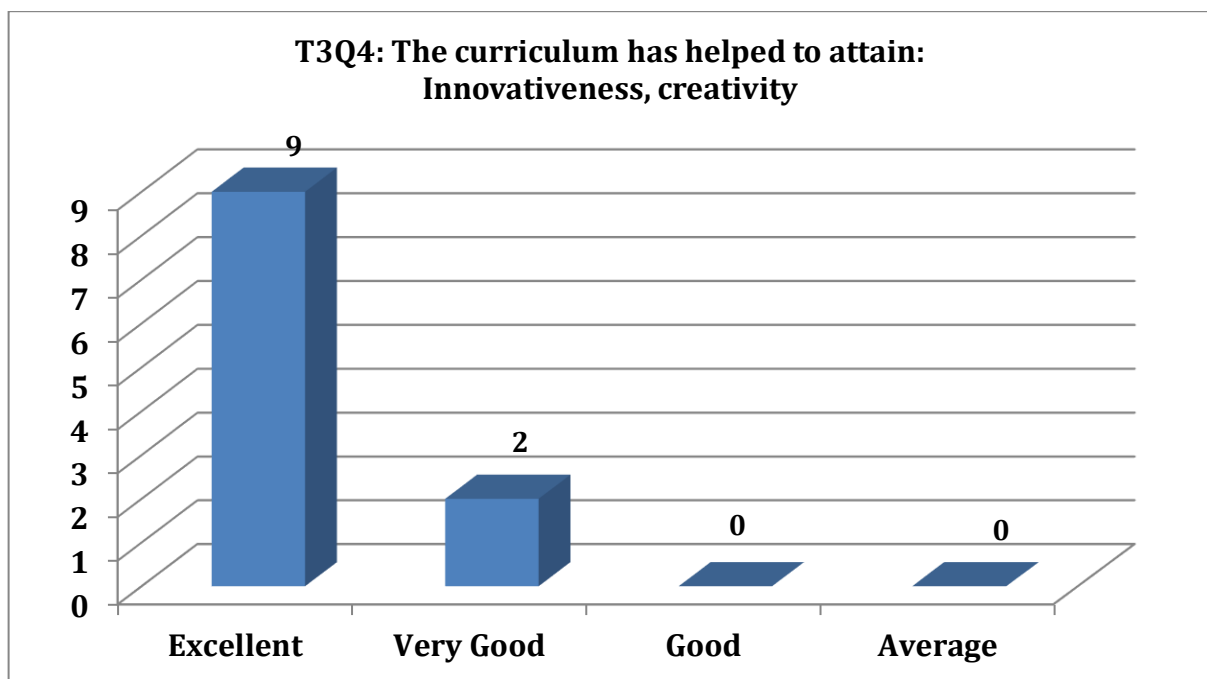


Chart 1.11: Chart showing the employer response for question T3Q4.

The above chart shows that all the employers rate that the curriculum studied is excellent and very good to attain innovativeness and creativity.

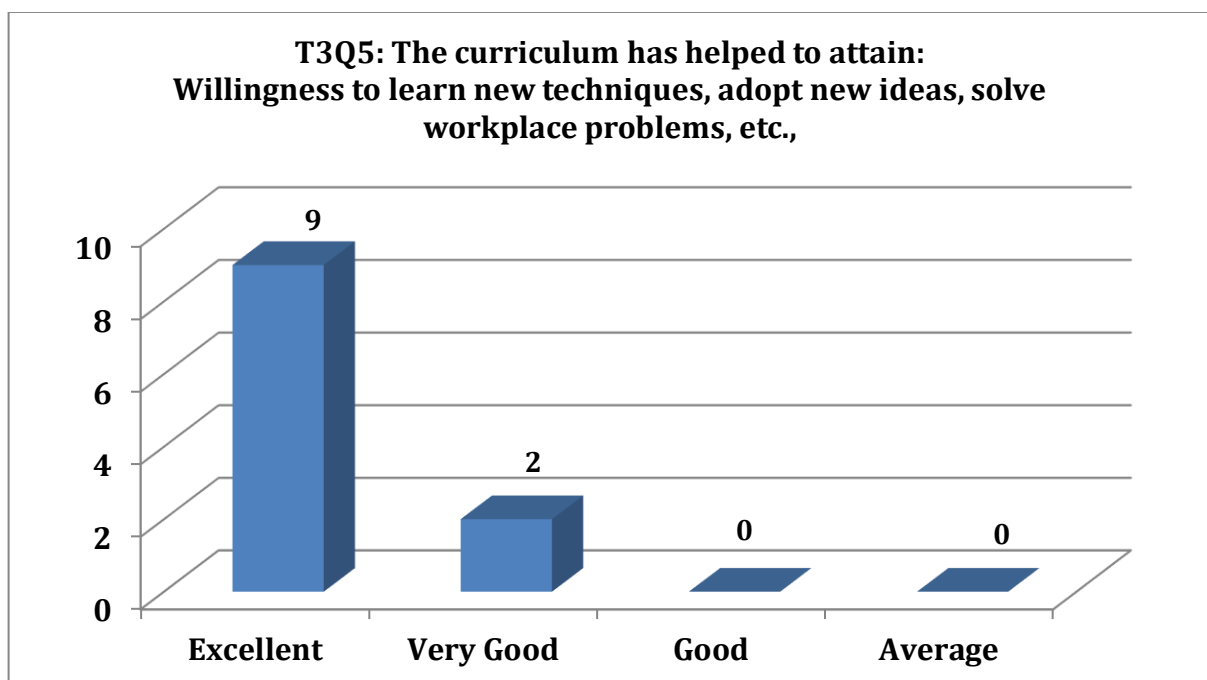


Chart 1.14: Chart showing the employer response for question T3Q5.

The above chart shows that all the employers rate that the curriculum studied is excellent and very good to attain the willingness to learn new techniques, adopt new ideas, solve workplace problems, etc.,

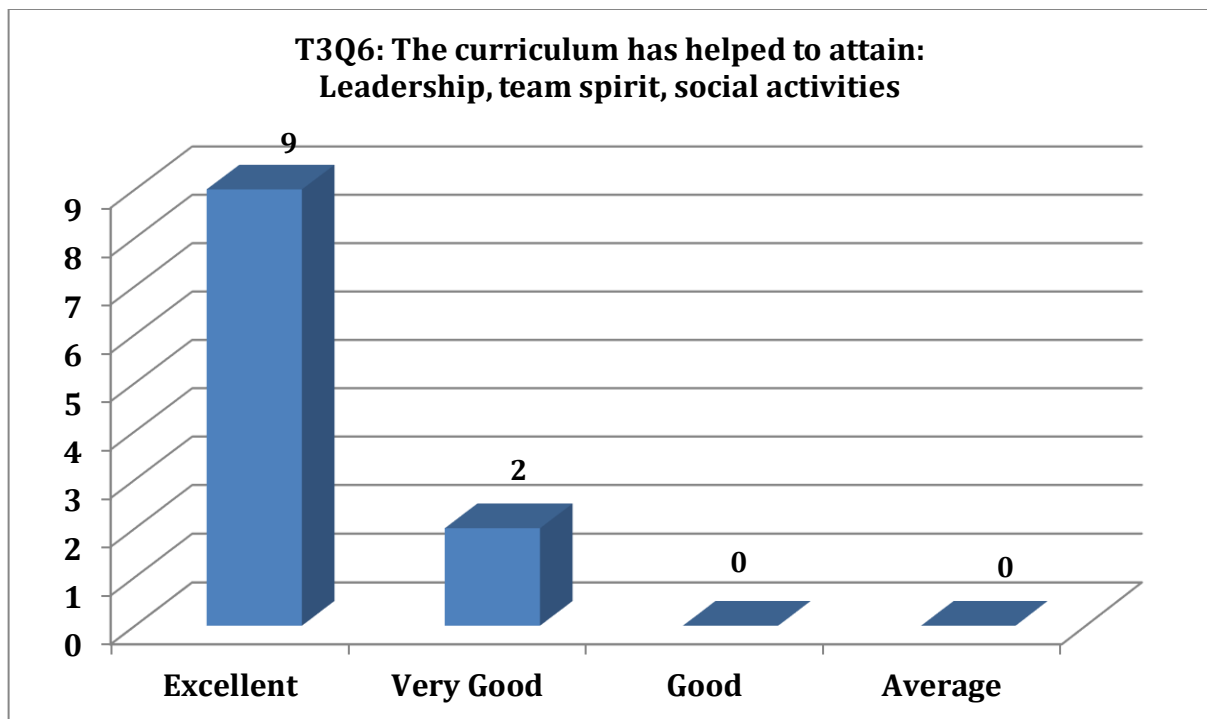


Chart 1.15: Chart showing the employer response for question T3Q6.

The above chart shows that all the employers rate that the curriculum studied is excellent and very good to attain leadership, team spirit and social activities among employees.

	Excellent	Very Good	Good	Average
T1Q1	11	0	0	0
T1Q2	8	3	0	0
T1Q3	9	2	0	0
T2Q1	8	3	0	0
T2Q2	8	3	0	0
T2Q3	8	3	0	0
T2Q4	9	2	0	0
T3Q1	8	3	0	0
T3Q2	8	3	0	0
T3Q3	9	2	0	0
T3Q4	9	2	0	0
T3Q5	9	2	0	0
T3Q6	9	2	0	0

T1Q1	T1Q2	T1Q3
1	1	1
1	1	1
1	1	2
1	2	2
1	1	1
1	2	1
1	1	1
1	2	1
1	1	1
1	1	1
1	1	1

T2Q1	T2Q2	T2Q3	T2Q4
1	1	1	1
1	1	1	1
2	2	2	2
1	2	1	1
2	1	2	1
1	1	2	1
1	1	1	1
2	1	1	2
1	1	1	1
1	1	1	1
1	2	1	1

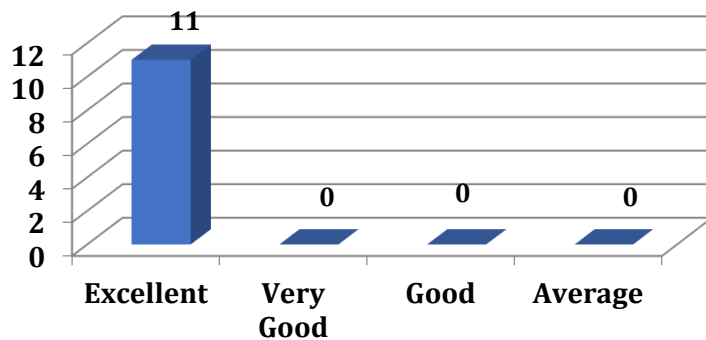
T3Q1	T3Q2	T3Q3	T3Q4
1	1	1	1
1	1	1	1
2	2	2	1
1	1	1	1
2	1	1	2
1	2	1	2
1	1	1	1
1	2	2	1
2	1	1	1
1	1	1	1
1	1	1	1
3	3	2	2

T3Q5	T3Q6
1	2
1	1
2	2
1	1
1	1
2	1
1	1
1	2
1	1
1	1
1	1
2	2

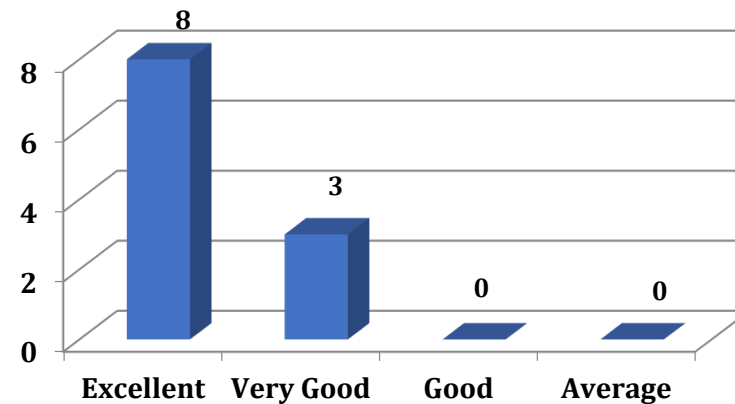
EMPLOYER FEEDBACK

		Excellent	Very Good	Good	Average
T1Q1	How do you rate the sufficiency of the courses related to industry/firm/company that are included in the program?	11	0	0	0
T1Q2	How do you rate the competencies/outcomes in relation to the course content?	8	3	0	0
T1Q3	How do you rate the offering of the electives promoting the advancements of the subject?	9	2	0	0
T2Q1	Innovativeness and creativity	8	3	0	0
T2Q2	Involvement in social activities	8	3	0	0
T2Q3	The ability to solve workplace problems	8	3	0	0
T2Q4	The willingness to learn new techniques and adopt new ideas	9	2	0	0
T3Q1	Technical knowledge and skill ability	8	3	0	0
T3Q2	Planning and organization skills	8	3	0	0
T3Q3	Communication skills and soft skills	9	2	0	0
T3Q4	Innovativeness, creativity	9	2	0	0
T3Q5	Willingness to learn new techniques, adopt new ideas, solve workplace problems, etc.,	9	2	0	0
T3Q6	Leadership, team spirit, social activities	9	2	0	0

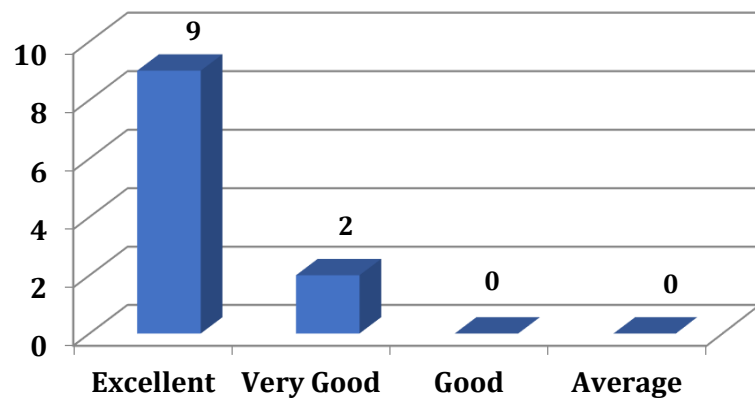
How do you rate the sufficiency of the courses related to industry/firm/company that are included in the program?



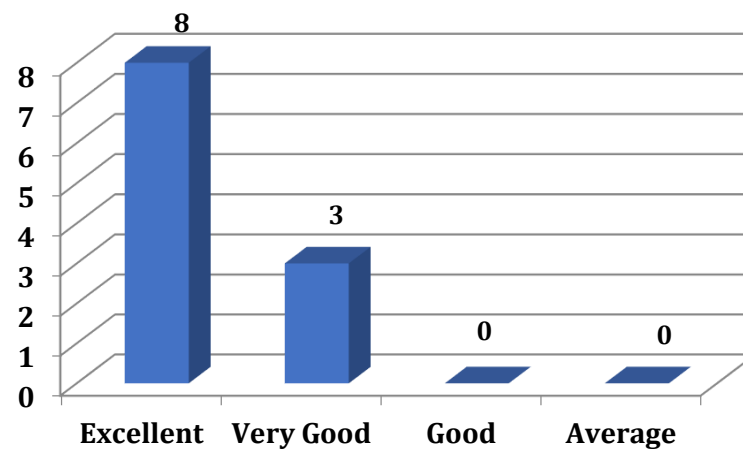
How do you rate the competencies/outcomes in relation to the course content?



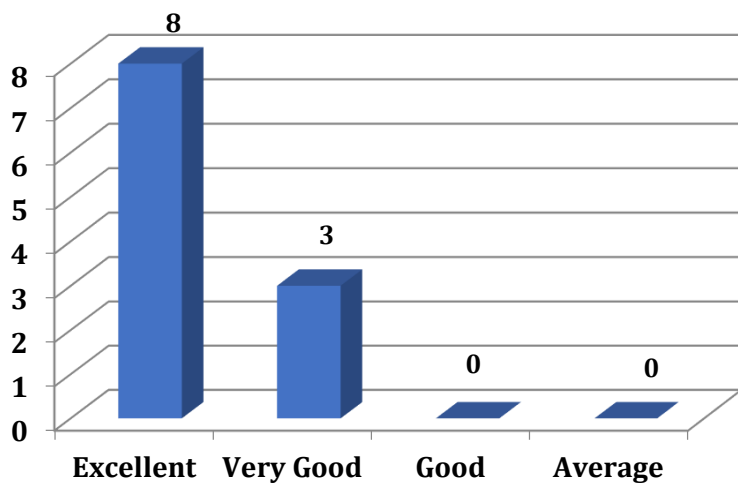
How do you rate the offering of the electives promoting the advancements of the subject?



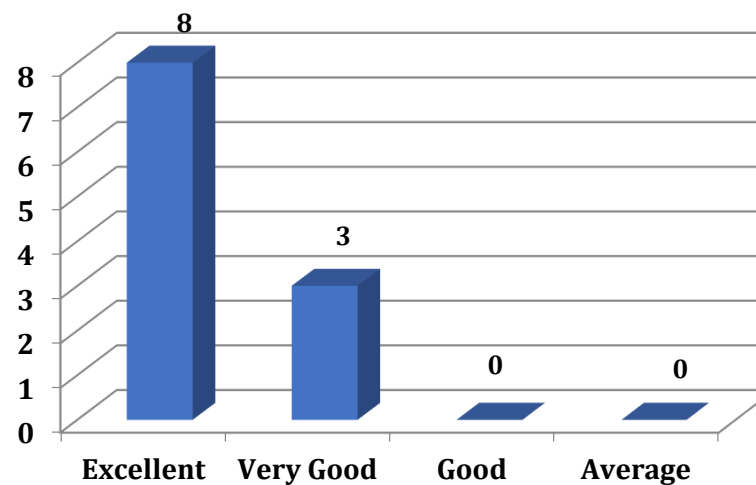
Innovativeness and creativity



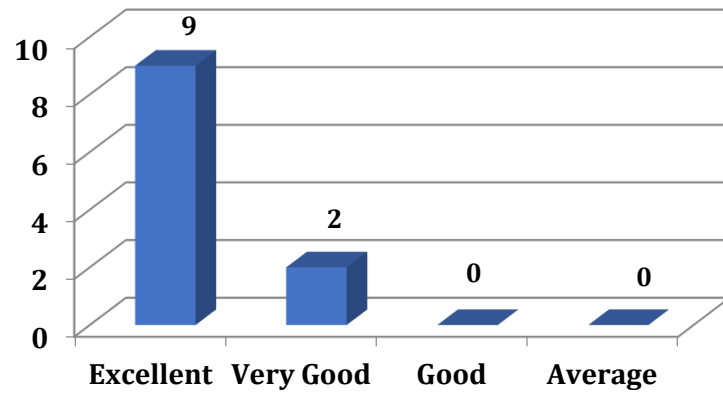
Involvement in social activities



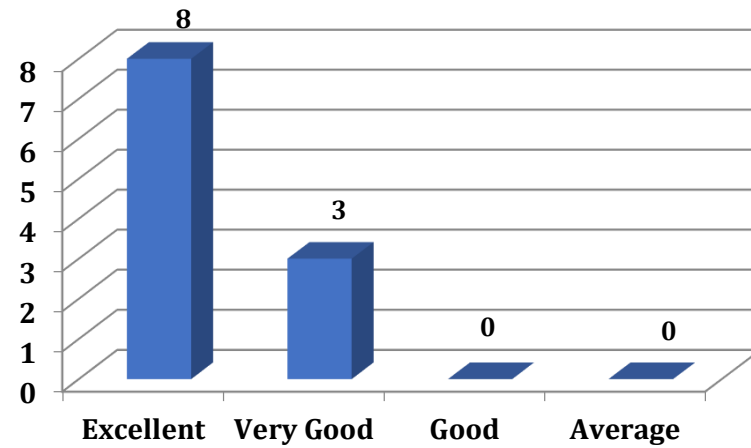
The ability to solve workplace problems



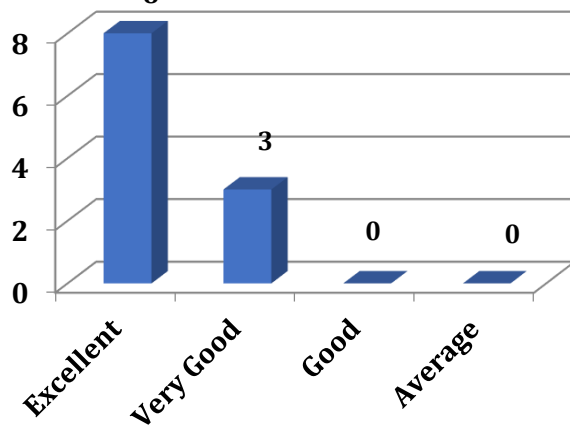
The willingness to learn new techniques and adopt new ideas



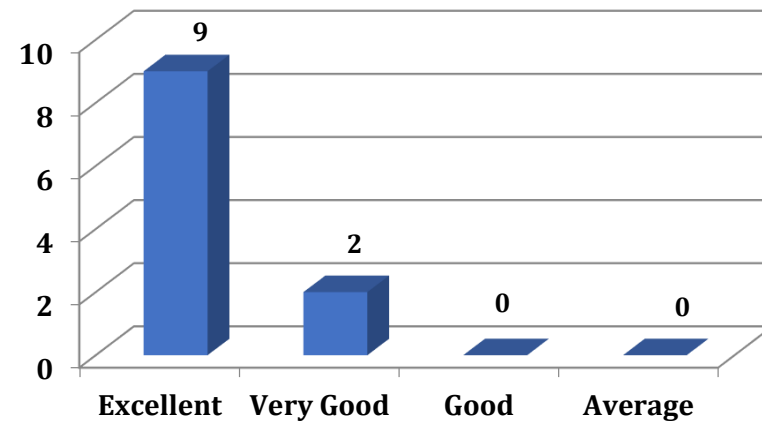
Technical knowledge and skill ability



Planning and organization skills



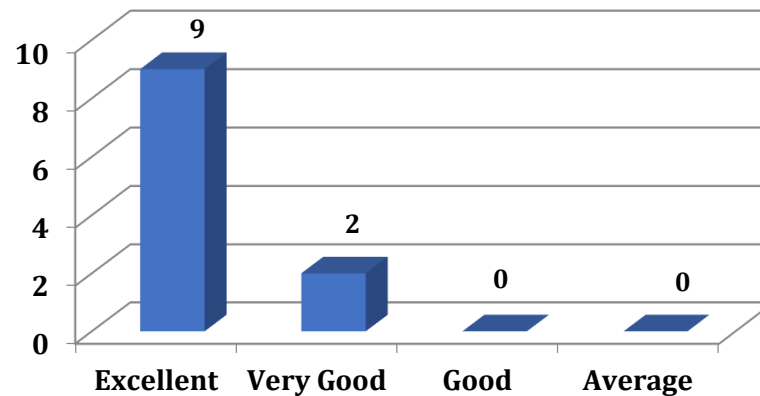
Communication skills and soft skills



Innovativeness, creativity



Willingness to learn new techniques, adopt new ideas, solve workplace problems, etc.,



Leadership, team spirit, social activities

